

School Uniform Requirements & Procedures

This guide outlines the School's Uniform Requirements and Procedures and provides a guide to parents and students as to what meets requirements for uniforms.

The Department of Education supports the wearing of school uniforms by students and the upholding of high standards of dress by students.

Inverell High School has a proud tradition and reputation in the Inverell community, and is readily identified by the colours Red & Black.

Why is there a School Uniform?

The wearing of school uniform assists the school in:

- Defining an identity for the school within its community
- Developing students' sense of belonging to the school community
- Providing an opportunity to build school spirit
- Enhancing the health and safety of students when involved in school activities
- Promoting a sense of inclusiveness, non-discrimination and equal opportunity
- Representing the school as an ordered and safe environment
- Increasing personal safety of students and staff by allowing easier recognition of visitors and potential intruders in the school
- Making school clothing more affordable for families by eliminating the risk of peer pressure to wear fashionable and expensive clothes.

Legislative Requirements

Under the NSW Work Health and Safety Act 2011 the department must do everything reasonably practicable to ensure that students are not exposed to risks to their health or safety while they are on departmental premises.

School Uniform Requirements

Uniform items with the school crest are available for purchase from The Premier Store or Kasper's Embroidery.

The patterns for the girls skirts and skorts are available at Welcome Back Fabric Barn. The following images serve as a guide only.







Sample - Black & Red Tartan for Senior Girls



Sample - Black & Red Tartan for Junior Girls

SUMMER UNIFORM	SUMMER UNIFORM
	
<ul style="list-style-type: none"> • Unisex Shirt - Black on Red • Modest fit and length A-line or inverted pleat skirt made from tartan (white and red) material OR modest length black shorts or pants. • Black covered shoes* 	<ul style="list-style-type: none"> • Unisex Shirt - Black on Red • Plain black athletic shorts or pants (no large logos) • Black covered shoes*
WINTER UNIFORM Unisex Jacket	UNIFORM Sport and PDHPE
	
<ul style="list-style-type: none"> • Unisex Jacket - Black with Red • Fleece Liner • More cohesive • Red jumper or sloppy joe with school crest 	<ul style="list-style-type: none"> • Unisex Shirt - Black on Red • Plain black tracksuit pants or shorts (no large logos) • Sports shoes* • Red jumper or sloppy joe with school crest • Unisex Jacket

The wearing of HOODIES, LEGGINGS OR TIGHTS is NOT PERMITTED

SENIOR UNIFORM	SENIOR UNIFORM
	
<ul style="list-style-type: none"> • White button up shirt • Modest fit and length A-line or inverted pleat skirt made from tartan (white and red) material OR modest length black shorts or pants. • Black covered shoes* 	<ul style="list-style-type: none"> • White button up shirt • Plain black shorts (no large logos) • Black covered shoes*
WINTER UNIFORM Unisex Jacket	Blazer for representing Inverell High School
	
<ul style="list-style-type: none"> • Unisex Jacket - Black with Red • Fleece Liner • More cohesive • Red jumper or sloppy joe with school crest 	<ul style="list-style-type: none"> • Unisex Blazer with IHS Crest • White button up shirt • Plain black pants or shorts (no large logos) • Junior or Senior Skirt • Black shoes*

The wearing of HOODIES, LEGGINGS OR TIGHTS is NOT PERMITTED

General Principles Guiding Uniform

The following principles may assist in ensuring items purchased/worn meet the uniform standard:

- The items are designed as neat, long-wearing and of sturdy material.
 - *A school uniform should last at least a year (excluding outgrowing a uniform).*
- The items purchased are intended to be marketed as school uniform items.
 - *A number of fashion labels have begun manufacturing items that closely resemble school uniform that is made of a lightweight/casual material, or contain intricate pinstripe/check patterns. These items do not meet the requirements of plain and sturdy.*
- Any articles of clothing worn underneath should not be visible.
 - *The wearing of “hoodies”, tights and leggings is NOT permitted.*
 - *Articles of clothing worn underneath white shirts should not have motifs/logos visible through the material.*
 - *Items of underwear should not be visible.*

Other Items

The following rules also apply to students' appearance:

Girls	<ul style="list-style-type: none">• Students should not wear make-up• Earrings and necklaces and other accessories should be modest<ul style="list-style-type: none">- No hoop earrings- No large items of jewellery
Boys	<ul style="list-style-type: none">• Belts should be of a modest and practical nature<ul style="list-style-type: none">- Should be plain black- Should assist in the holding up of trousers- No large studded belts or chains
Accessories (eg Bags/Hats)	<ul style="list-style-type: none">• Should not contain offensive motifs or drug references• Should be modest and match school colours where possible

Access to School Uniform

School uniforms are designed in order to ensure costs are economical as possible. The school is able to assist families experiencing hardship in obtaining school uniform through school support funds and the uniform pool.

A uniform pool operates at the school where items of school uniform may be purchased at less than cost price, and where school clothing no longer required may be left for sale or donation. All uniform items for sale are of appropriate quality and properly laundered.

'One Off' Occurrences of Students Being Out Of Uniform

There will be some occasions where students cannot wear full school uniform. On these occasions students should wear as much of school uniform as possible. Parents should provide a note with the student explaining why their child is not in uniform. This needs to be presented to the Deputy Principals at the start of the day.

Requirements for Practical PE Lessons

Student's PDHPE teachers will indicate when particular practical lessons are planned.

- If a practical lesson is scheduled for Period 1 of a day, students may arrive at school in their sports clothes.
- Students must change into their full normal school uniform at the conclusion of the lesson.
- Where a lesson falls within the middle of the school day, students must wear normal uniform and change only for that lesson.

*Footwear Requirements

The school is bound by legislation to ensure the safety of staff and students when on school grounds. Students may be excluded from some practical activities or areas in the footwear they are wearing is deemed unsuitable. Regardless, if students are enrolled in subjects that are in these areas, the requirements are the same for all students.

Shoes for normal school days should meet the following requirements:

- Have laces or a similar securing mechanism that is functional (ie. No slip on shoes permitted)
- Have a leather (or strong vinyl) upper that completely covers the shoe, or steel capped uppers
- Have a substantial sole (A substantial sole should be able to tread on a thumb tack and not cause injury to the wearer)
- Be black in colour



Example - Preferred Normal School Shoe

Shoes for sports and PE activities should meet the following requirements:

- Have laces (that are functional and suitably fastened)
- Have a solid covered toe point and supporting structure
- Have supportive arches
- Have a substantial sole for athletic activity



Example - Preferred Sport Shoe

Managing School Uniform Requirements

Head Teacher Welfare and Deputy Principals will monitor students' uniform. However, school wide uniform inspections will occur regularly at school assemblies. Additional uniform inspections may occur at random times by the school executive and welfare team.

Staff at any time may direct students to take action to comply with uniform requirements. Eg. Remove make-up or take off hats, jumpers, jackets. Staff should contact Deputy Principals with concerns about students not in uniform. Students will be issued with an 'out of uniform' pass.

A register of uniform breaches is recorded in the school's student attendance and welfare tracking system.

Consequences of Non-Compliance with School Uniform Requirements

Students who consistently do not comply the school uniform requirements may be placed on Level 2 - Uniform which may prevent them from participating in the following activities, as outlined in the school's welfare and discipline policy:

- Participation in Representative Sports and Extra-Curricular Activities
- Student Representative Council
- Other activities as determined by the School Executive

Special Circumstances of Non-Compliance with School Uniform Requirements

Where the health and safety of the student or of other students would otherwise be compromised, students may be excluded from certain educational activities.

Alternative educational activities (where practicable) will be provided in such circumstances.

Such action may also be required if a student's clothing compromises agreed upon school community standards and might be considered damaging to the image of the school in the larger community context.

Placement on Uniform Level

A placement on Uniform level operates on a 'three-strike' principle.

A uniform breach occurs when a uniform inspection takes place and the student is out of uniform without a note from parent (with an acceptable reason).

- 1st breach – Verbal warning from Deputy Principals and Head Teacher Welfare regarding what part of the uniform code is breached, recorded on the school attendance and welfare tracking system.
- 2nd breach – Verbal warning from Deputy Principals and Head Teacher Welfare regarding what part of the uniform code is breached, recorded on the school attendance and welfare tracking system, letter explaining uniform breach posted home.
- 3rd breach – Verbal warning from staff regarding what part of the uniform code is breached, recorded on the school attendance and welfare tracking system, placement on uniform level, letter explaining uniform breach and placement on level posted home.

Records of breaches 1 and 2 will remain active for a period of 10 weeks. The student will be placed on a uniform level after breach 3 for 2 weeks.

Removal from Uniform Level

A student may be removed from the uniform level if they have no further incidents of being out of uniform in the subsequent 2 week period.